




**BRIDGEPREP  
ACADEMY**

A Bilingual Academy for Learning  
"Where Learning is a Journey!"

# **SPRING BREAK PACKET**

## **Elementary Mathematics**

### **Kindergarten**













**NAME:** \_\_\_\_\_






**TEACHER:** \_\_\_\_\_

6. Fill in the missing numbers on the hundreds chart as you count by tens.

1	2	3	4	5	6	7	8	9	
11	12	13	14	15	16	17	18	19	
21	22	23	24	25	26	27	28	29	
31	32	33	34	35	36	37	38	39	
41	42	43	44	45	46	47	48	49	
51	52	53	54	55	56	57	58	59	
61	62	63	64	65	66	67	68	69	
71	72	73	74	75	76	77	78	79	
81	82	83	84	85	86	87	88	89	
91	92	93	94	95	96	97	98	99	

7. Gina used Two Ten Frames to show their favorite number between 11 and 19.

Write her favorite number: \_\_\_\_\_

# Kindergarten SPRING BREAK HOMEWORK Mathematics

## DIRECTIONS

*Complete each activity in the Spring Break Packet. Write your responses in the spaces provided.*


Students are to return the completed packet to their teachers on March 30, 2015. The activities may be counted as part of the homework grade for the fourth quarter.

### **Parents are encouraged to assist in the following ways:**

- Make a plan to complete the activities during the Spring Break.
- Provide a quiet space and time for your child to work on the homework.
- Help your child with the directions and completing the activities.
- Review and discuss your child's responses. Provide positive feedback and praise for sincere effort and independence.
- Encourage fact practice and assist as needed.

**Thank you for helping your child succeeds!**

Use the picture to complete questions 1-4.



1. Color the boxes to show how many skirts, shirts, and pants.

Clothing




How many skirts? \_\_\_\_\_


How many shirts? \_\_\_\_\_

How many pants? \_\_\_\_\_

2. How many more shirts are there than pants? \_\_\_\_\_

3. How many more pants do you need to equal the number of shirts?

**Draw a picture in the box to show your answer.**




4. How many skirts, shirts and pants are there in all? \_\_\_\_\_

Write a number sentence to show the total.

5. Ask a family member to help you count to 50 by **ones** and by **tens**.



You may use the hundreds chart on the next page.

Draw a picture to show her favorite number.




8. Write your favorite number between 11 and 19. \_\_\_\_\_

9. Draw circles on the Ten Frames to show your favorite number.




10. Show your favorite number and Gina's favorite number on the graph.  
*(Remember to label the graph.)*

**Favorite Numbers**



\_\_\_\_\_



\_\_\_\_\_

Look at the graph. Circle which number is less.